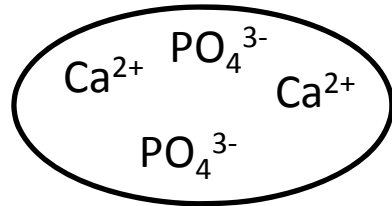



Regeneration of large bone defects by bone substitute materials

Controlled synthesis of calcium phosphates



OCP with particular physicochemical characteristics

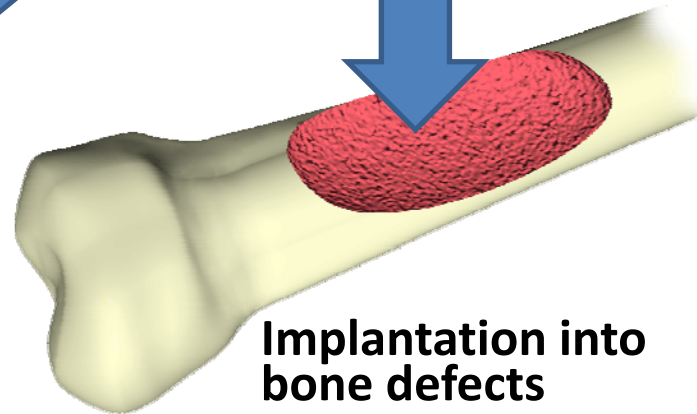


OCP crystals

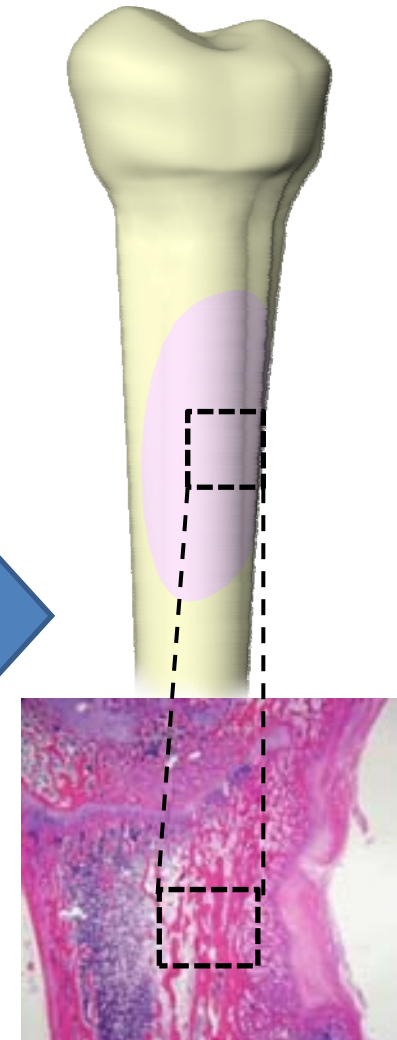
Materials processing



Implantation into bone defects



Regeneration of new bone tissue



Bone regeneration in rabbit tibia defect at 2 wks by OCP/gelatin composite. H & E staining.
Suzuki K, Itoi E, Suzuki O et al. *Phosphor Res Bull* 26:53, 2012.